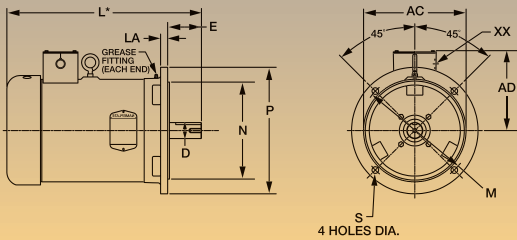
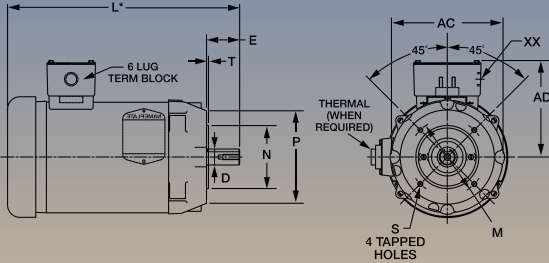


BALDOR

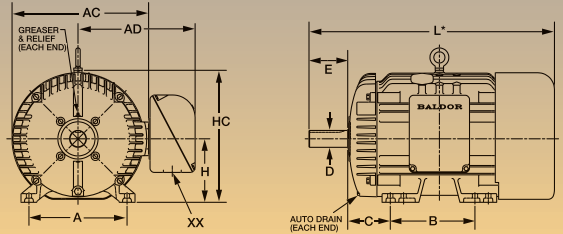
Leader in Energy Efficient Industrial Electric Motors and Drives



Key and Keyseat Dimensions											
Frame	D	G	F	GD	Frame	D	G	F	GD		
63	11	8.5	4	4	180	48	42.5	14	9		
71	14	11	5	5	200	55	49	16	10		
80	19	15.5	6	6	225	60	53	18	11		
90	24	20	8	7	250	70	67.5	20	12		
100	28	24	8	7	280	80	71	22	14		
112	28	24	8	7	315	85	76	22	14		
132	38	33	10	8	355	85	76	22	14		
160	42	37	12	8							

Drawings represent standard TEFC general purpose motors.

*Dimensions are for reference only.



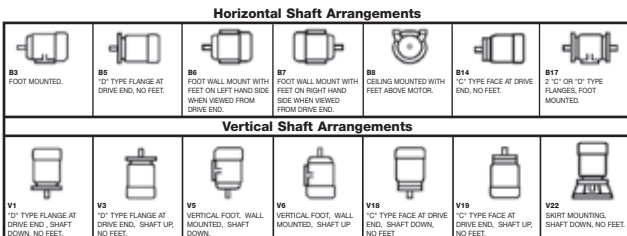
*Contact your local Baldor office for "L" Dimensions.

IEC QUICK REFERENCE CHART

IEC Frame	Type	Foot Mounting				Shaft				B5 Flange				B14 Face				General						
		A	B	C	H	D	E	LA	M	N	P	S	T	M	N	P	S	T	L	AC	AD	HC	XX	
63	300	100 3.937	80 3.150	40 1.570	63 2.480	11 .433	23 .906	8 .313	115 4.528	95 3.740	140 5.512	9 .354	3 .118	75 2.953	60 2.362	90 3.540	M5	2.5 0.98	*	119 4.690	102 4.016	121 4.760	13 .500	13 .500
71	300 400	112 4.409	93 3.543	45 1.770	71 2.800	14 .551	30 1.181	8 .313	130 5.118	110 4.331	160 6.299	10 .393	3.5 .138	85 3.347	70 2.756	105 4.130	M6	2.5 .098	*	119 4.690	102 4.016	131 5.140	18 .690	18 .690
80	400 500	125 4.921	100 3.937	50 1.969	80 3.150	19 .748	40 1.575	13 .500	165 6.496	130 5.118	200 7.874	11 .430	3.5 .138	100 3.937	80 3.150	120 4.724	M6	3 .118	*	145 5.690	116 4.510	152 6.000	22 .880	22 .880
90	S L	140 5.511	100 3.937	56 2.205	90 3.543	24 .945	50 1.969	13 .500	165 6.496	130 5.118	200 7.874	12 .472	3.5 .138	115 4.530	95 3.740	140 5.512	M8	3 .118	*	168 6.614	130 5.120	173 6.810	22 .880	22 .880
100	S L	160 6.300	112 4.409	63 2.480	100 3.937	28 1.102	60 2.362	14 .562	215 8.465	180 7.087	250 9.840	14 .560	4 .160	130 5.108	110 4.331	160 6.299	M8	3.5 .138	*	200 7.875	149 5.875	217 8.580	27 1.062	27 1.062
112	S M	190 7.480	144 5.670	70 2.760	112 4.409	28 1.102	60 2.362	14 .562	215 8.465	180 7.087	250 9.840	14 .560	4 .160	130 5.108	110 4.331	160 6.299	M8	3.5 .138	*	243 7.875	149 5.875	214 8.437	27 1.062	27 1.062
132	S M	216 8.504	140 5.512	89 3.504	132 5.197	38 1.496	80 3.150	14 .562	265 10.433	230 9.055	300 11.811	16 .640	4 .160	165 6.496	130 5.118	200 7.874	M8	3.5 .138	*	243 9.562	177 6.975	256 10.062	27 1.062	27 1.062
160	M L	254 10	210 8.268	108 4.252	160 6.299	42 1.654	110 4.331	20 .787	300 11.811	250 9.842	350 13.780	19 .748	5 .200	215 8.465	180 7.087	250 9.840	M12	4 .160	*	329 12.940	242 9.510	329 12.940	35 1.375	35 1.375
180	M L	279 10.984	241 9.488	121 4.764	180 7.087	48 1.890	110 4.331	20 .787	300 11.811	250 9.842	350 13.780	19 .748	5 .200	215 8.465	180 7.087	250 9.840		*	395 15.560	333 13.120	372 14.640	51 2.008	51 2.008	
200	L M	318 12.520	267 10.512	133 5.236	200 7.874	55 2.165	140 5.512	27 1.062	350 13.780	300 11.811	400 15.748	19 .748	5 .200	215 8.465	180 7.087	250 9.840		*	441 17.375	359 14.125	416 16.375	63 2.500	63 2.500	
225	S M	356 14.016	288 11.330	149 5.866	225 8.858	60 2.362	140 5.512	19 .748	400 15.748	350 13.780	450 17.716	19 .748	6 .236	215 8.465	180 7.087	250 9.840		*	495 19.488	383 15.079	483 19.016	63 2.500	63 2.500	
250	S M	406 15.984	311 12.244	168 6.614	250 9.843	70 2.756	140 5.512							215 8.465	180 7.087	250 9.840		*	520 20.472	457 17.992	513 20.197	63 2.500	63 2.500	
280	S M	457 17.992	368 14.488	190 7.485	280 11.025	80 3.150	170 6.693							215 8.465	180 7.087	250 9.840		*	616 24.252	497 19.567	581 22.874	63 2.500	63 2.500	
315	S M	508 20	406 16	216 8.500	315 12.400	85 3.346	170 6.693							215 8.465	180 7.087	250 9.840		*	759 29.900	683 26.880	682 26.840	102 4	102 4	
355	S L	610 24	500 19.690	254 10	355 13.980	85 3.346	170 6.693							215 8.465	180 7.087	250 9.840		*	759 29.900	683 26.880	719 28.320	102 4	102 4	

LEGEND

Metric (MM) Dimensions in Black
Inch Dimensions in Red
d = DC Motors
1 mm = .03937" 1" = 25.40 mm



IP Protection - Baldor Enclosures

- IP22** = Open Drip Proof AC or DC Motors.
- IP54** = All standard TEFC AC and DC Motors.
- IP55** = All TEFC Chemical Processing, Dirty Duty, and Washdown Duty Motors

BALDOR ELECTRIC COMPANY
P.O. BOX 2400
FORT SMITH, ARKANSAS
72902-2400 U.S.A.

SUMMARY OF IP PROTECTION NUMBERS

- | First # | Second # |
|---|--|
| IP TESTS | PROTECTION AGAINST LIQUIDS |
| 0 NO PROTECTION | 0 NO PROTECTION |
| 1 Protection against solid objects up to 50 mm. (E.G. Accidental touch by hands.) | 1 Protection against falling drops of water. (E.G. Condensation.) |
| 2 Protection against solid objects up to 12 mm. (E.G. Fingers) | 2 Protection against falling water up to 15 degrees from the vertical. |
| 3 Protection against solid objects over 2.5 mm. (E.G. Tools/Wires) | 3 Protection against falling water up to 60 degrees from the vertical. |
| 4 Protection against solid objects over 1 mm. (E.G. Tools, Wires, and Small Wires) | 4 Protection against splashing water from all directions, limited ingress. |
| 5 Protection against dust - limited ingress (No harmful deposits) | 5 Protection against low pressure jets of water from all directions, limited ingress. |
| 6 Totally protected against all dust. | 6 Protection against strong jets of water. (E.G. Use on ship docks, limited ingress.) |
| | 7 Protection against immersion. |
| | 8 Protection against submersion. |